




Tudor Grange Academy  
Kingshurst

### Which Week?

This Week: Monday 6th Nov (Week 2)

Next Week: Monday 13th Nov (Week 1)

 Sixth Form

# Sixth Sense

## Bragging Rights!

6th Form Quiz Ranking (some scores still need to be submitted, but at present...):

1. **Mr Bartlam's** Form: Year 12 Form
2. **Mr Hinsley's** Form: Year 13 Form

Are both continuing to edge-out the other form groups, but there is **not a lot in it!**

Oscar 'Barry the Cactus' Award to Student of the Month for Yr12 and Yr13

Again, two tough choices this month from a continued wealth of very worthy candidates! Watch this space for November!

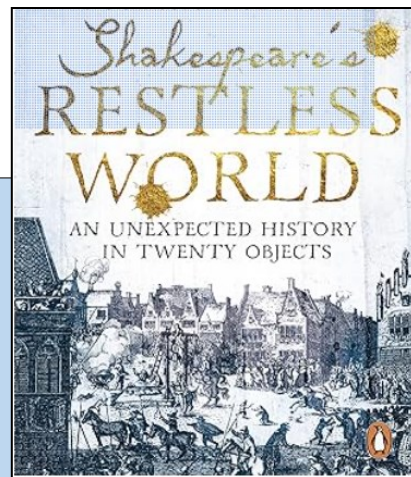
**Year 12:** Reuben Kelly

**Year 13:** Ben Jones

## Recommendation of the week:

**Shakespeare's Restless World** (BBC Sounds). [Click here to go to](#) (or can be downloaded on the BBC Sounds app)

This is a fascinating programme, suitable for both students of English Literature or History. It explores the world of William Shakespeare through a selection of objects from the time but is rich in detail and historical information.



The process of signing-out has shifted completely to the **desk by the door to the Main Reception** and therefore this would be the last thing that you would do prior to leaving the Academy site and will

be clearly visible to the staff member in reception who can then let you out of the gate.

*The Student Services Office will therefore only be used for signing-in ONLY. REMEMBER, you are only permitted to sign **YOURSELF** out!*

## Retake Maths and English Exam: Start THIS WEEK!

Please **CLOSELY** look at the schedule below for math and English retake details.

Date	Start	Option Title	Option Code	Exam	Room
07/11/2023	9:00AM	English Language	8700	English Language Paper 1	A112
09/11/2023	9:00AM	English Language	8700	English Language Paper 2	A112
Date	Start	Option Title	Option Code	Exam	Room
08/11/2023	9:00AM	Mathematics Option F	1MA1F	Non Calculator (f)	A112
10/11/2023	9:00AM	Mathematics Option F	1MA1F	Calculator (f)	A112
13/11/2023	9:00AM	Mathematics Option F	1MA1F	Calculator (f)	A112

## WEST MIDLANDS FIRE SERVICE

Making the West Midlands Safer, Stronger and Healthier

### Firework Safety: West Midlands Fire Service

Given the timing of bonfire night, on the Sunday prior to the return to the Academy, we have taken the opportunity to release the next edition of Inside Kingshurst prior to Monday's normal release in order to take the opportunity to share the firework advice and guidance from the West Midland Firework Service.

As ever, they advocate safety through enjoying fireworks via a locally organised display, however, for those who do chose to enjoy fireworks at home, they recommend following the safety advice enclosed in the leaflet presented on page 2 of the newsletter.

To provide feedback on the newsletter, please [click here](#).

Website: <https://www.kingshurst.tgacademy.org.uk/>

# Firework Safety

- Only buy fireworks marked BS EN 15947 or BS 7114.
- Don't drink alcohol if setting off fireworks.
- Keep fireworks in a closed box.
- Follow the instructions on each firework.
- Light at arm's length, using a taper.
- Stand well back.
- Never go near a firework that has been lit. Even if it hasn't gone off, it could still explode.
- Never put fireworks in your pocket or throw them.
- Always supervise children around fireworks.
- Light sparklers one at a time and wear gloves.
- Never give sparklers to a child under five.
- Keep pets indoors.

To find out how to stay safe call  
**0800 389 5525**

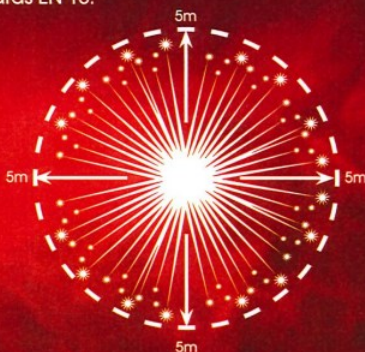
© West Midlands Fire Service Marketing 2016 1617-087

- West Midlands Fire Service recommends that you go to an organised display, it's the smart way to be safe. You'll see a lot more fireworks and it's a lot cheaper!
- But if you do decide to use fireworks at home, please follow the safety advice in this leaflet

- Ensure that you buy your fireworks from a reputable retail outlet. Buy them so you can take time to read the instructions before use. It's best not to presume you know what to do, especially if you are unfamiliar, with a particular firework. Fireworks are explosives and need to be handled with care
- Don't buy fireworks from anywhere you're not sure about, such as the back of a van or from a temporary, unlicensed market stall. If you see anyone doing this, you should inform the police by ringing 999
- There are different categories of fireworks. Members of the public can buy and set off fireworks that come under categories 1-3 or F1-3
- Make sure the fireworks you buy are suitable, for the place, where you are going to set them off

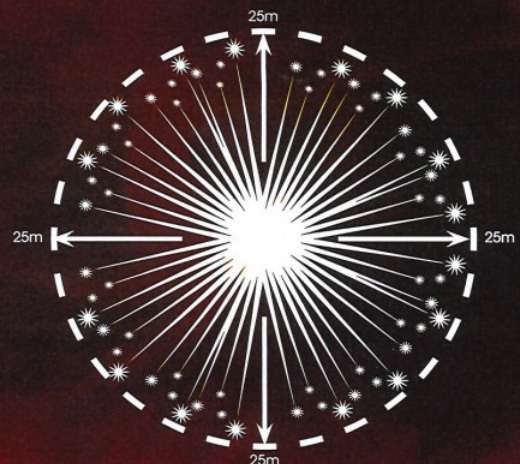
**Category 1 or F1** refers to fireworks which pose a minimal hazard and this classification is usually given to indoor fireworks.

**Category 2 or F2** items which are also known as garden fireworks require the smallest distance which is 5 metres if the firework is classified to British Standards EN 15.



(The safety distance for **Category 2** diagram - 5metres (approx. 16 feet)

**Category 3 or F3** items which are also known as display fireworks require the greatest distance which is 25 metres for fireworks classified to British Standards EN 15.



(The safety distance for **Category 3** diagram - 25metres (approx. 82 feet)

In case you are wondering, **Category 4** fireworks are for professional use only. These are banned for sale to the public.

In the case of damaged or partially functioned consumer fireworks they are to be disposed of by soaking in water for 48 hours and then put with your domestic rubbish.

Remember, damage caused by fireworks to your property or neighbouring property is unlikely to be covered by your home or car insurance